

Wireguided Balloon Dilatation Catheter



Model: WB-28N-A55

Balloon O.D.(mm)	6	7	8
Working Pressure(atm)	3	6	10
Balloon Length(mm)	55		
Channel Diameter(mm)	ϕ 2.8		
Guide Wire(inch)	0.035''		



CE 0123

 常美医疗
Changmei Medtech

Concentration Makes Profession

Wireguided Balloon Dilatation Catheter

Usage

- It is suitable for adults and adolescents in the dilation operation of digestive tract stricture under endoscopes.

Characteristics

- The balloon can be gradually increased at three distinct diameters under specific pressure, providing much more choice for physicians.
- Elastic soft tip design, which can smoothly enter into the target position with less damage.
- Rapid drainage design helps to reduce surgery time.
- Use imported material with high pressure resistance and safer dilation.
- Thermostatic shaping after multi-wing pleating contributes to excellent resilience and flexible retreat from working channel.
- Optimal design of the tube makes it smooth and of good elasticity, strong twisting resistance and easier passability.
- The radiopaque markers on the both ends of the balloon can provide precise positioning under X-ray.
- Pre-input 0.035" guide wire with soft tip and mark, which is easier to estimate the length of the inside guide wire.

Specifications(Unit: mm)

Model	Working Channel I.D.	Working Length	Balloon Diameter	Balloon Length	Balloon Dilation Pressure
WB-28U-A55	≥2.8	2300	6-7-8	55	3-6-10
WB-28U-B55	≥2.8	2300	8-9-10	55	3-5.5-9
WB-28U-C55	≥2.8	2300	10-11-12	55	3-5-8
WB-28U-D55	≥2.8	2300	12-13.5-15	55	3-4.5-8
WB-32U-E55	≥3.2	2300	15-16.5-18	55	3-4.5-7
WB-32U-F55	≥3.2	2300	18-19-20	55	3-4.5-6
WB-28U-A80	≥2.8	2300	6-7-8	80	3-6-10
WB-28U-B80	≥2.8	2300	8-9-10	80	3-5.5-9
WB-28U-C80	≥2.8	2300	10-11-12	80	3-5-8
WB-28U-D80	≥2.8	2300	12-13.5-15	80	3-4.5-8
WB-32U-E80	≥3.2	2300	15-16.5-18	80	3-4.5-7
WB-32U-F80	≥3.2	2300	18-19-20	80	3-4.5-6



Tel: 0086-519-88520118

Fax: 0086-519-88551179-8888

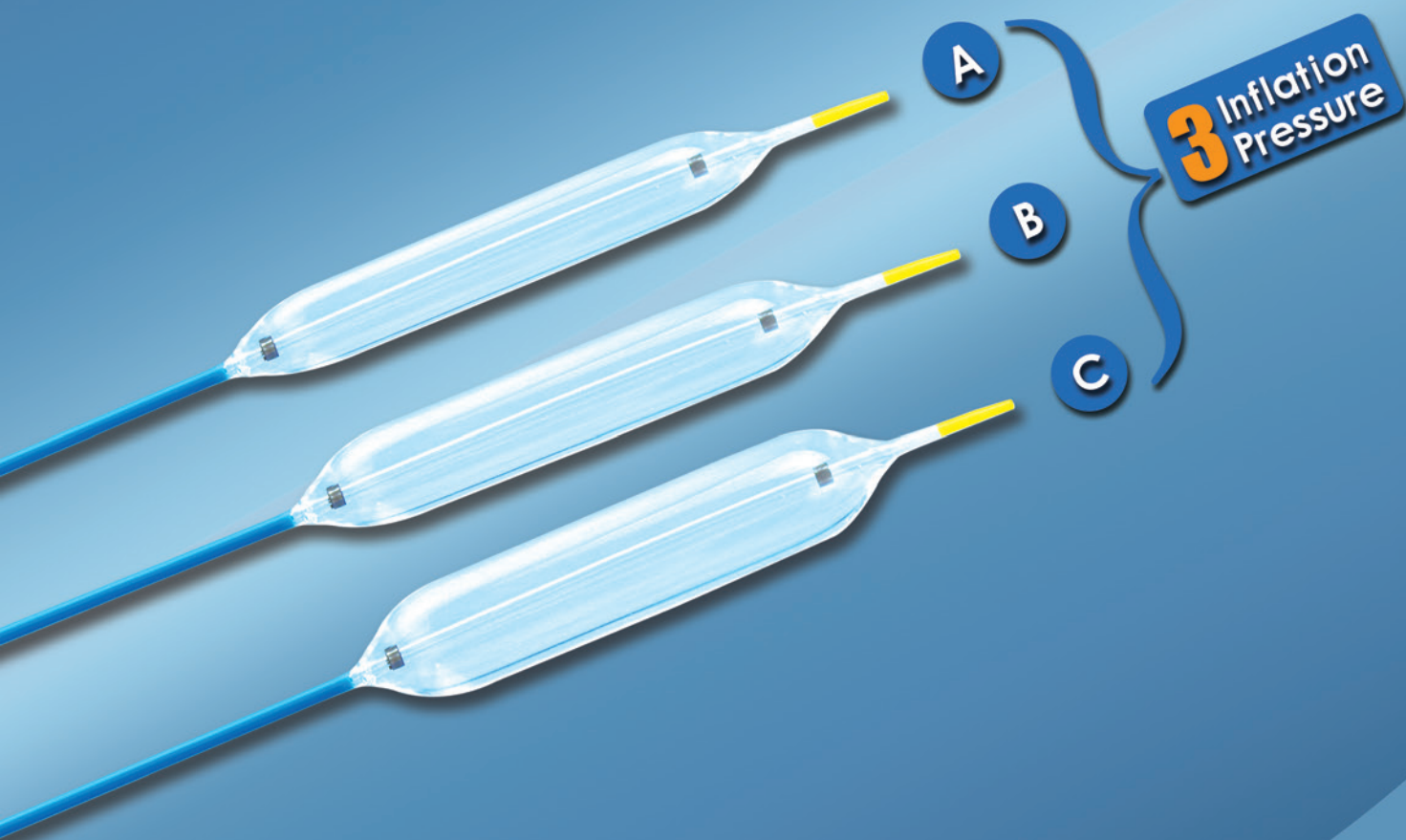
Web: www.czmed.com

E-mail: sales@czmed.com

Add: No. 27 Xinke West Road, Luoyang Town, Wujin District, Changzhou, Jiangsu, China



3-stage Dilation Balloon Catheter



CE 0123

 常美医疗
Changmei Medtech

Concentration Makes Profession

3-stage Dilation Balloon Catheter

Usage

- This device is mainly used for adults and adolescents in the dilation operation of digestive tract stricture under endoscopes.

Characteristics

- 3-stage Dilation Balloon Catheter has three distinct diameters at three separate pressures during in vivo dilation, thus can achieve three kinds of conventional non compliant balloon dilation effect.
- Elastic soft tip design, which can smoothly enter into the target position with less tissue damage.
- Rapid drainage design can help to complete the operation faster.
- The balloon uses imported material with thick wall design, high pressure resistance and safer dilation.
- Thermostatic shaping after multi-wing pleating contributes to excellent resilience and flexible retreat from working channel.
- Optimal design of the tube is smooth and of good elasticity, strong twisting resistance and easier passability.
- The radiopaque markers on the both ends of the balloon can provide precise positioning under X-ray.
- Balloon size and dilation information are clearly marked on protective sleeve label and device label so as to recognize easily.
- Sterile package, disposable.

Specifications(Unit: mm)


Model	Working Channel I.D.	Working Length	Balloon Diameter	Balloon Length	Balloon Dilation Pressure	Guide Wire
TB-28U-A55	≥2.8	2300	6-7-8	55	3-6-10	0.035"
TB-28U-B55	≥2.8	2300	8-9-10	55	3-5.5-9	0.035"
TB-28U-C55	≥2.8	2300	10-11-12	55	3-5-8	0.035"
TB-28U-D55	≥2.8	2300	12-13.5-15	55	3-4.5-8	0.035"
TB-32U-E55	≥3.2	2300	15-16.5-18	55	3-4.5-7	0.035"
TB-32U-F55	≥3.2	2300	18-19-20	55	3-4.5-6	0.035"
TB-28U-A80	≥2.8	2300	6-7-8	80	3-6-10	0.035"
TB-28U-B80	≥2.8	2300	8-9-10	80	3-5.5-9	0.035"
TB-28U-C80	≥2.8	2300	10-11-12	80	3-5-8	0.035"
TB-28U-D80	≥2.8	2300	12-13.5-15	80	3-4.5-8	0.035"
TB-32U-E80	≥3.2	2300	15-16.5-18	80	3-4.5-7	0.035"
TB-32U-F80	≥3.2	2300	18-19-20	80	3-4.5-6	0.035"



Tel: 0086-519-88520118
Fax: 0086-519-88551179-8888
Web: www.czmed.com
E-mail: sales@czmed.com
Add: No. 27 Xinke West Road, Luoyang Town, Wujin District,
Changzhou, Jiangsu, China



Dilation Balloon Catheter



CE 0123

 常美医疗
Changmei Medtech

Concentration Makes Profession

Dilation Balloon Catheter

Usage

- This devices is mainly used for dilating the digestive tract stricture and adjuvant therapy.

Characteristics

- Elastic soft tip design, which can smoothly enter into the target position with less tissue damage.
- The balloon is of extra transparent, which is convenient for observing during the dilation process.
- The balloon is using imported material with high pressure resistance, less deformation and safer dilation.
- Thermostatic shaping after multi-wing pleating contributes to excellent resilience and flexible retreat from working channel.
- Optimal design of the tube is smooth and of good elasticity, strong twisting resistance and easier passability.
- The radiopaque markers on the balloon can provide precise positioning under X-ray.

Specifications(Unit: mm)

For Esophagus/Pylorus/Colonic

Model	Working Channel I.D.	Working Length	Balloon Diameter	Balloon Length	Guide Wire
BD-28N-0640	≥2.8	1800	06	40	0.035"
BD-28N-0840	≥2.8	1800	08	40	0.035"
BD-28N-1040	≥2.8	1800	10	40	0.035"
BD-28N-1260	≥2.8	1800	12	60	0.035"
BD-28N-1460	≥2.8	1800	14	60	0.035"
BD-28N-1680	≥2.8	1800	16	80	0.035"
BD-28N-1880	≥2.8	1800	18	80	0.035"
BD-32U-2060	≥3.2	2300	20	60	0.035"
BD-32U-2080	≥3.2	2300	20	80	0.035"

For biliary tract

Model	Working Channel I.D.	Working Length	Balloon Diameter	Balloon Length	Guide Wire
BD-28Q-0640	≥2.8	2000	06	40	0.035"
BD-28Q-0840	≥2.8	2000	08	40	0.035"
BD-28Q-1040	≥2.8	2000	10	40	0.035"
BD-28Q-1260	≥2.8	2000	12	60	0.035"
BD-28Q-1460	≥2.8	2000	14	60	0.035"

For choledochofiberscope


Model	Working Channel I.D.	Working Length	Balloon Diameter	Balloon Length	Guide Wire
BD-20A-0640	≥2.0	900	06	40	0.032"
BD-20A-0840	≥2.0	900	08	40	0.032"
BD-20N-0640	≥2.0	1800	06	40	0.032"
BD-20N-0840	≥2.0	1800	08	40	0.032"



Tel: 0086-519-88520118
Fax: 0086-519-88551179-8888
Web: www.czmed.com
E-mail: sales@czmed.com
Add: No. 27 Xinke West Road, Luoyang Town, Wujin District,
Changzhou, Jiangsu, China



Disposable Stone Extraction Balloon



CE 0123

 常美医疗
Changmei Medtech

Concentration Makes Profession

Disposable Stone Extraction Balloon

Usage

- Stone removal in biliary tract, including biliary sludge and residual gallstone left in biliary tract after Mechanical Lithotripsy.

Characteristics

- Innovative design of three lumens(lumens for guide wire, injection and inflation) makes the insertion and radiography
- easier and more convenient.
- Three different sizes for each balloon, meets demands of different patients.
- Equipped with Radiopaque marks on both ends of balloon, convenient for locating under X-ray.
- Unique design of tapering catheter, improves the insertion into papilla.

Specifications(Unit: mm)

Hydrojet is located at the distal end of the balloon

Model	Working Channel	Working Length	Balloon O.D.	Guide Wire	Structure
EB-32Q-3-A	≥3.2	2000	8.5/12/15	0.035"	3 Lumens
EB-32Q-L-3-A	≥3.2	2000	10/13/16	0.035"	3 Lumens
EB-32Q-XL-3-A	≥3.2	2000	12/15/18	0.035"	3 Lumens
EB-32Q-RX-A	≥3.2	2000	8.5/12/15	0.035"	Rapid Exchange(RX)
EB-32Q-L-RX-A	≥3.2	2000	10/13/16	0.035"	Rapid Exchange(RX)
EB-32Q-XL-RX-A	≥3.2	2000	12/15/18	0.035"	Rapid Exchange(RX)

Hydrojet is located near the balloon


Model	Working Channel	Working Length	Balloon O.D.	Guide Wire	Structure
EB-32Q-3-B	≥3.2	2000	8.5/12/15	0.035"	3 Lumens
EB-32Q-L-3-B	≥3.2	2000	10/13/16	0.035"	3 Lumens
EB-32Q-XL-3-B	≥3.2	2000	12/15/18	0.035"	3 Lumens
EB-32Q-RX-B	≥3.2	2000	8.5/12/15	0.035"	Rapid Exchange(RX)
EB-32Q-L-RX-B	≥3.2	2000	10/13/16	0.035"	Rapid Exchange(RX)
EB-32Q-XL-RX-B	≥3.2	2000	12/15/18	0.035"	Rapid Exchange(RX)



Tel: 0086-519-88520118
Fax: 0086-519-88551179-8888
Web: www.czmed.com
E-mail: sales@czmed.com
Add: No. 27 Xinke West Road, Luoyang Town, Wujin District,
Changzhou, Jiangsu, China



Hydrophilic Guidewire



CE 0123

 常美医疗
Changmei Medtech

Concentration Makes Profession

Hydrophilic Guidewire

Usage

- This device is endoscopically used in digestive system or respiratory tract to guide other devices.

Characteristics

- Anti-twisting and high elastic NiTi core wire provides excellent torsional rigidity and can pass through complex anatomical structures successfully.
- Ultra-smooth PTFE coating is convenient for insertion, and bi-color helix design provides clear judgment of motion.
- Hydrophilic and radiopaque soft head design ensures smooth movement and accurate positioning under X-ray.
- Soft and round tip design reduces tissue damage of the patients.
- Patented soft tip connection technology provides multiple protection, thus it is impossible to break off.
- Various specifications are available according to clinical requirements, such as stiff guide wire, plastic coated guide wire, zebra guide wire, etc.

Specifications(Unit: mm)

Stiff guide wire

Model	O.D.(mm/inch)	Length	Characteristics
GW-88-180-A1	0.88/0.035	1800	Big head stiff guide wire
GW-88-260-A1	0.88/0.035	2600	Big head stiff guide wire
GW-88-450-A1	0.88/0.035	4500	Big head stiff guide wire
GW-88-180-A2	0.88/0.035	1800	Flat head stiff guide wire
GW-88-260-A2	0.88/0.035	2600	Flat head stiff guide wire
GW-88-450-A2	0.88/0.035	4500	Flat head stiff guide wire

Zebra guide wire

Model	O.D.(mm/inch)	Length	Characteristics
GW-88-260-C1	0.88/0.035	2600	Straight zebra guide wire
GW-88-450-C1	0.88/0.035	4500	Straight zebra guide wire
GW-88-260-C2	0.88/0.035	2600	Curved zebra guide wire
GW-88-450-C2	0.88/0.035	4500	Curved zebra guide wire



Tel: 0086-519-88520118
Fax: 0086-519-88551179-8888
Web: www.czmed.com
E-mail: sales@czmed.com
Add: No. 27 Xinke West Road, Luoyang Town, Wujin District,
Changzhou, Jiangsu, China



Disposable Endoscopic Hose-type Biopsy Forceps

Channel ID: $\Phi 1.2\text{ mm}$



$\Phi 1.0$



CE 0123



常美医疗
Changmei Medtech

Concentration Makes Profession

Disposable Endoscopic Hose-type Biopsy Forceps

Usage

- This device is used endoscopically to obtain biopsy samples from digestive tract and respiratory tract.

Characteristics

- The jaws are made from medical stainless steel, and the head is carefully polished so that less damage is made to endoscope channel.
- Special processing of the cutting edge makes it sharp, consistent with each other, and sampling easily and reliably.
- Laser welding ensures high connection strength between components.
- Ultra smooth plastic coating of spring effectively reduces the damage to endoscope channel.
- Optimal design of handle makes the open or stop limit very clear and feels comfortable.
- Sterile package, disposable.

Specifications(Unit: mm)


Model	Jaws Diameter	Working Channel	Working Length	Cup Shape	Coating	Needle
FB-12E-B1	1.0	≥1.2	1200	Alligator Cup	No	No
FB-12U-B1	1.0	≥1.2	2300	Alligator Cup	No	No
FB-12Y-B1	1.0	≥1.2	2700	Alligator Cup	No	No



Tel: 0086-519-88520118
Fax: 0086-519-88551179-8888
Web: www.czmed.com
E-mail: sales@czmed.com
Add: No. 27 Xinke West Road, Luoyang Town, Wujin District,
Changzhou, Jiangsu, China



Disposable Polypectomy Snare



CE 0123

 常美医疗
Changmei Medtech

Concentration Makes Profession

Disposable Polypectomy Snare

Usage

- This device is mainly used with endoscope to cut polyps or other redundant tissues with high-frequency current in digestive tract.

Characteristics

- The loop is made of import medical stainless steel, which is of good elasticity and strength.
- 360° rotating design of the handle provides convenience for operation.
- PTFE sheath ensures smooth, straight, unpliance and easier entrance to the device.
- There are Hexagon, Oval and Crescent types to choose from according to clinical requirement.

Specifications(Unit: mm)

Model	Sheath O.D.	Working Channel	Working Length	Loop Width	Loop Shape
SD-28N-15A	2.3	≥2.8	1800	15	 Hexagon Shape
SD-28U-15A	2.3	≥2.8	2300	15	
SD-28U-20A	2.3	≥2.8	2300	20	
SD-28U-25A	2.3	≥2.8	2300	25	
SD-28U-30A	2.3	≥2.8	2300	30	
SD-28N-15B	2.3	≥2.8	1800	15	 Oval Shape
SD-28U-15B	2.3	≥2.8	2300	15	
SD-28U-20B	2.3	≥2.8	2300	20	
SD-28U-25B	2.3	≥2.8	2300	25	
SD-28U-30B	2.3	≥2.8	2300	30	
SD-28N-15C	2.3	≥2.8	1800	15	 Crescent Shape
SD-28U-15C	2.3	≥2.8	2300	15	
SD-28U-20C	2.3	≥2.8	2300	20	
SD-28U-25C	2.3	≥2.8	2300	25	
SD-28U-30C	2.3	≥2.8	2300	30	

Rev20211009



Tel: 0086-519-88520118

Fax: 0086-519-88551179-8888

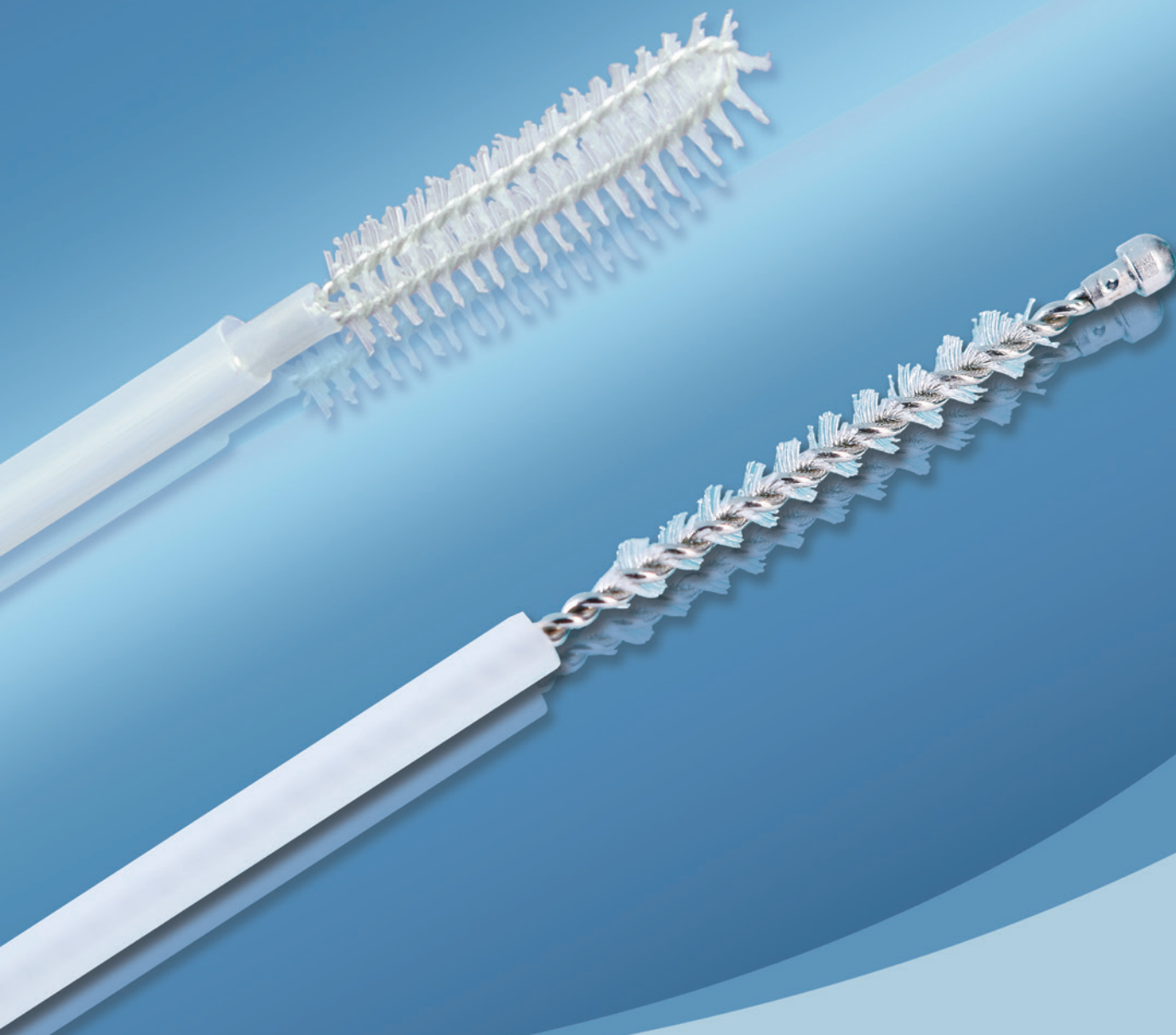
Web: www.czmed.com

E-mail: sales@czmed.com

Add: No. 27 Xinke West Road, Luoyang Town, Wujin District, Changzhou, Jiangsu, China



Disposable Endoscopic Cytology Brush



CE 0123

 常美医疗
Changmei Medtech

Concentration Makes Profession

Disposable Endoscopic Cytology Brush


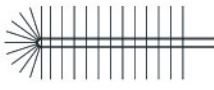
Usage

- This device is clinically used to brush cell samples.

Characteristics

- Unibody design of brush and pulling wire ensures that the brush will not fall off;
- Use imported bristles, which are neither too hard nor too soft, can brush cells easily and sufficiently;
- Straight shape brush head is smooth and round, effectively protect human tissues and endoscope channel;
- U-shape brush can rotate 360° to brush samples as much as possible, and can also be used for smear and cultivation;
- Sterile package, disposable.

Specifications(Unit: mm)


Model	Sheath O.D.	Working Channel I.D.	Working Length	Brush Shape
BC1-12E-A	1.0	≥1.2	1200	 A: Straight Shape
BC-20E-A	1.7	≥2.0	1200	
BC-28K-A	2.3	≥2.8	1600	
BC-28U-A	2.3	≥2.8	2300	
BC-20E-B	1.7	≥2.0	1200	 B: U Shape
BC-28K-B	2.3	≥2.8	1600	
BC-28U-B	2.3	≥2.8	2300	



Tel: 0086-519-88520118
Fax: 0086-519-88551179-8888
Web: www.czmed.com
E-mail: sales@czmed.com
Add: No. 27 Xinke West Road, Luoyang Town, Wujin District,
Changzhou, Jiangsu, China



Endoscopic Foreign Body Forceps



CE 0123

 常美医疗
Changmei Medtech

Concentration Makes Profession

Endoscopic Foreign Body Forceps

Usage

- This device is combined use with endoscope to extract and remove foreign body in digestive tract.

Characteristics

- Jaws are made from medical stainless steel with good biocompatibility.
- The head is carefully polished so that less damage is made to endoscope channel.
- Using four-rod rigid structure of excellent mechanical properties so as to fetch the foreign bodies accurately and firmly.
- Itra smooth plastic coating of spring effectively reduces the damage to endoscope channel.
- Sterile package, disposable.

Specifications(Unit: mm)

Jaw Type

Model	Sheath O.D.	Working Channel	Working Length	Coating	Features
FG-28K-A1	2.3	≥2.8	1600	No	Alligator
FG-28K-A3	2.3	≥2.8	1600	No	Rat tooth with alligator
FG-28K-A4	2.3	≥2.8	1600	No	Pelican
FG-28K-A5	2.3	≥2.8	1600	Yes	Alligator
FG-28K-A7	2.3	≥2.8	1600	Yes	Rat tooth with alligator
FG-28K-A8	2.3	≥2.8	1600	Yes	Pelican

Prong Type

Model	Sheath O.D.	Working Channel	Working Length	Features
FG-28U-B3	2.3	≥2.8	2300	3-prong type
FG-28U-B4	2.3	≥2.8	2300	4-prong type
FG-28U-B5	2.3	≥2.8	2300	5-prong type

Net Type


Model	Sheath O.D.	Working Channel	Working Length	Head Width	Features
FG-28U-25D2	2.6	≥2.8	2300	25	Oval with net
FG-28U-30D2	2.6	≥2.8	2300	30	Oval with net



Tel: 0086-519-88520118
Fax: 0086-519-88551179-8888
Web: www.czmed.com
E-mail: sales@czmed.com
Add: No. 27 Xinke West Road, Luoyang Town, Wujin District,
Changzhou, Jiangsu, China



Bougie Dilator Sets



CE 0123

 常美医疗
Changmei Medtech

Concentration Makes Profession

Bougie Dilator Sets

Usage

- It is used for the expansion and treatment of esophagus and cardia.

Characteristics

- Made by medical polymer materials with proper softness.
- Anti-shedding design, more safety and reliable.
- The front cone angle is manufactured by mechanized processing. With smooth transition, it can be inserted into the narrow parts successfully.
- Two radiopaque marks on both ends make it easy to observe under X-ray.
- Print scales on both sides, allowing the physicians to identify the insertion length.

Specifications(Unit: mm)

Model	Dilator Diameter	Working Length	Guide Wire
BDS-05	5	850	0.035"
BDS-06	6	850	0.035"
BDS-07	7	850	0.035"
BDS-08	8	850	0.035"
BDS-09	9	850	0.035"
BDS-10	10	850	0.035"
BDS-11	11	850	0.035"
BDS-12	12	850	0.035"
BDS-13	13	850	0.035"
BDS-14	14	850	0.035"
BDS-15	15	850	0.035"
BDS-16	16	850	0.035"
BDS-17	17	850	0.035"
BDS-18	18	850	0.035"
BDS-19	19	850	0.035"
BDS-20	20	850	0.035"



Tel: 0086-519-88520118

Fax: 0086-519-88551179-8888


Web: www.czmed.com

E-mail: sales@czmed.com

Add: No. 27 Xinke West Road, Luoyang Town, Wujin District, Changzhou, Jiangsu, China



Disposable Endoscopic Stone Retrieval Basket



CE 0123

 常美医疗
Changmei Medtech

Concentration Makes Profession

Disposable Endoscopic Stone Retrieval Basket

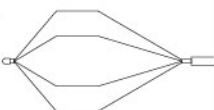
Usage

- This device is mainly used to remove bile duct stones or foreign bodies in upper and lower digestive tract.

Characteristics

- With injection port in handle, it is convenient to inject contrast medium smoothly.
- Excellent delivery performance makes it easier to reach the target.
- Push-pull handle together with rotatable design makes stone grabbing more easy and effective.
- Diamond shape basket is easily to grab and release, especially for repeat use.
- Memory alloy design of basket ensures that it can remain original shape after sophisticated stone removal.
- Three different types of basket are available to meet clinical requirements, including diamond, spiral and oval shape.

Specifications(Unit: mm)

Model	Working Channel I.D.	Working Length	Basket Width	Basket Shape	Number of wires	Handle Type
BS-20SX-20A4	≥2.0	700	20	 Diamond Shape	4	Push-Pull Type
BS-20Q-20A4	≥2.0	2000	20		4	Push-Pull Type
BS-28Q-20A4	≥2.8	2000	20		4	Push-Pull Type
BS-28Q-25A4	≥2.8	2000	25		4	Push-Pull Type
BS-28Q-30A4	≥2.8	2000	30		4	Push-Pull Type
BS-20E-20A4	≥2.0	1200	20		4	Push-Pull Type
BS1-20SX-20A4	≥2.0	700	20		4	3-Ring Type
BS1-20Q-20A4	≥2.0	2000	20		4	3-Ring Type
BS1-28Q-20A4	≥2.8	2000	20		4	3-Ring Type
BS1-28Q-25A4	≥2.8	2000	25		4	3-Ring Type
BS1-28Q-30A4	≥2.8	2000	30		4	3-Ring Type
BS1-20E-20A4	≥2.0	1200	20		4	3-Ring Type

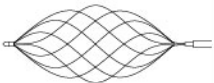


Tel: 0086-519-88520118
Fax: 0086-519-88551179-8888
Web: www.czmed.com
E-mail: sales@czmed.com


Add: No. 27 Xinke West Road, Luoyang Town, Wujin District,
Changzhou, Jiangsu, China



Specifications(Unit: mm)

Model	Working Channel I.D.	Working Length	Basket Width	Basket Shape	Number of wires	Handle Type
BS-20SX-20B4	≥2.0	700	20	 Sprial Shape	4	Push-Pull Type
BS-20Q-20B4	≥2.0	2000	20		4	Push-Pull Type
BS-28Q-20B4	≥2.8	2000	20		4	Push-Pull Type
BS-28Q-25B4	≥2.8	2000	25		4	Push-Pull Type
BS-28Q-30B4	≥2.8	2000	30		4	Push-Pull Type
BS-20E-20B4	≥2.0	1200	20		4	Push-Pull Type
BS1-20SX-20B4	≥2.0	700	20		4	3-Ring Type
BS1-20Q-20B4	≥2.0	2000	20		4	3-Ring Type
BS1-28Q-20B4	≥2.8	2000	20		4	3-Ring Type
BS1-28Q-25B4	≥2.8	2000	25		4	3-Ring Type
BS1-28Q-30B4	≥2.8	2000	30		4	3-Ring Type
BS1-20E-20B4	≥2.0	1200	20		4	3-Ring Type

Specifications(Unit: mm)

Model	Working Channel I.D.	Working Length	Basket Width	Basket Shape	Number of wires	Handle Type
BS-20SX-20C4	≥2.0	700	20	 Oval Shape	4	Push-Pull Type
BS-20Q-20C4	≥2.0	2000	20		4	Push-Pull Type
BS-28Q-20C4	≥2.8	2000	20		4	Push-Pull Type
BS-28Q-25C4	≥2.8	2000	25		4	Push-Pull Type
BS-28Q-30C4	≥2.8	2000	30		4	Push-Pull Type
BS-20E-20C4	≥2.0	1200	20		4	Push-Pull Type
BS1-20SX-20C4	≥2.0	700	20		4	3-Ring Type
BS1-20Q-20C4	≥2.0	2000	20		4	3-Ring Type
BS1-28Q-20C4	≥2.8	2000	20		4	3-Ring Type
BS1-28Q-25C4	≥2.8	2000	25		4	3-Ring Type
BS1-28Q-30C4	≥2.8	2000	30		4	3-Ring Type
BS1-20E-20C4	≥2.0	1200	20		4	3-Ring Type

